

CT Transit

A GUIDE: HOW TO USE THE BUS



DIFFERENT WAYS TO PAY:

1




Enter the bills into the fare box to collect your ticket. If you purchase a pass, save your ticket because you may use it for future rides!

Use the official Transit app to purchase tickets or passes. You can also track bus routes and locations.



2

3



A ChargerGO Pass allows UNewHaven students unlimited rides for \$40 throughout the semester from January 21 to May 13. Swipe for activation details!

BUS FARES:



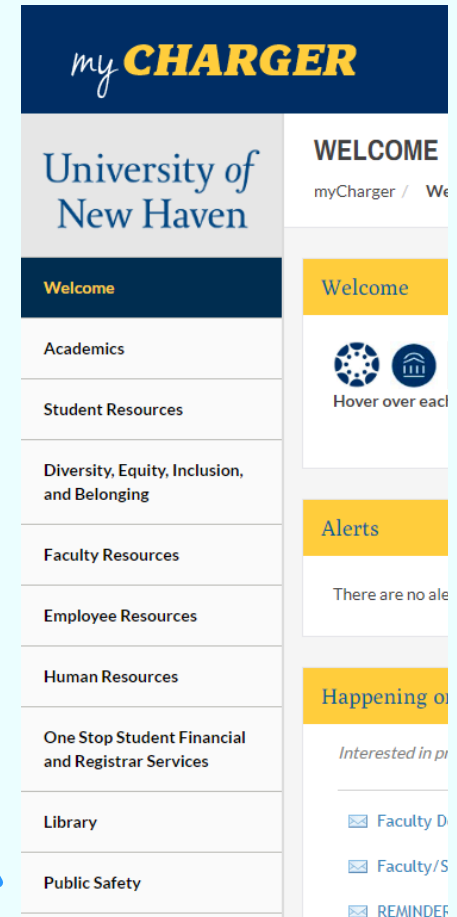
All-Day Pass: \$3.50



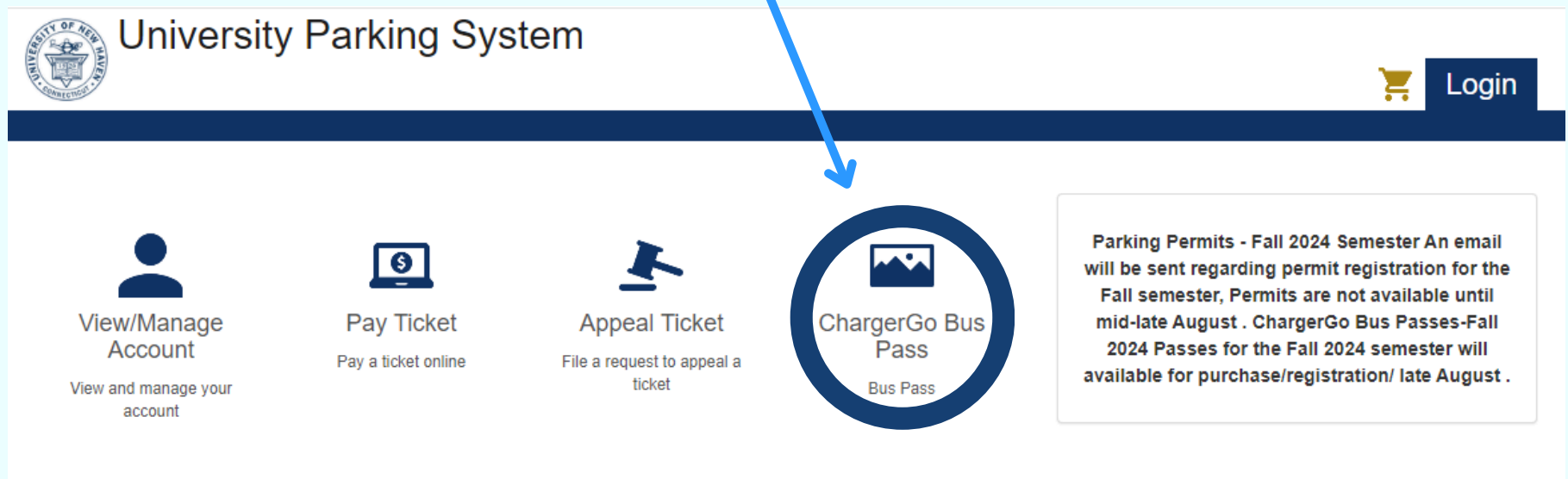
2-Hour Pass: \$1.75



For more details please visit CT Transit's website at
www.cttransit.com/


HOW TO GET YOUR GO CHARGER SEMESTER PASS:




- 1 Go to your **My Charger** Account
- 2 On the left menu bar, select **Public Safety**
- 3 Scroll to the **Directory** and then select **Parking**
- 4 Under **Welcome**, click the first link called **Parking Website**
- 5 Click on **ChargerGo Bus Pass**




 University Parking System  [Login](#)



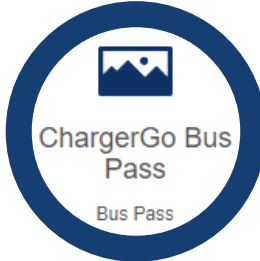
View/Manage Account
View and manage your account



Pay Ticket
Pay a ticket online



Appeal Ticket
File a request to appeal a ticket



ChargerGo Bus Pass
Bus Pass

Parking Permits - Fall 2024 Semester An email will be sent regarding permit registration for the Fall semester, Permits are not available until mid-late August . ChargerGo Bus Passes-Fall 2024 Passes for the Fall 2024 semester will be available for purchase/registration/ late August .

When Paying For Your ChargerGO Bus Pass:

1. You must use a Credit Card or Debit Card.
2. **Use the billing address associated with the card** you are using to pay, not your new, local address.
3. If you use the wrong billing address, the issuance of your ChargerGO bus pass will be delayed.



YOU WILL SEE THE FARE BOX AS SOON AS YOU ENTER THE BUS FROM THE FRONT DOOR



- 1 Insert cash here, and then collect your ticket if you paid cash.

- 3 OR swipe your ChargerGO semester pass.
- 4 OR tap your phone pass.

THINGS TO CONSIDER:

1. Enter the bus from the front door on the right.
2. Pay before you ride the bus.
3. If you are using cash to purchase your ticket on the bus, carry **exact change** as no change is dispensed from the fare box! We recommend always carrying \$1 bills and quarters (\$0.25).
4. A monthly pass must be purchased online or on the Transit app before you ride.
5. Avoid playing loud music or avoid using a phone with the volume turned up to respect other passengers.
6. Never argue with a bus driver.
7. We recommend students use the bus with a friend or in groups whenever possible.
8. For passenger safety, all buses are numbered and have security cameras inside.